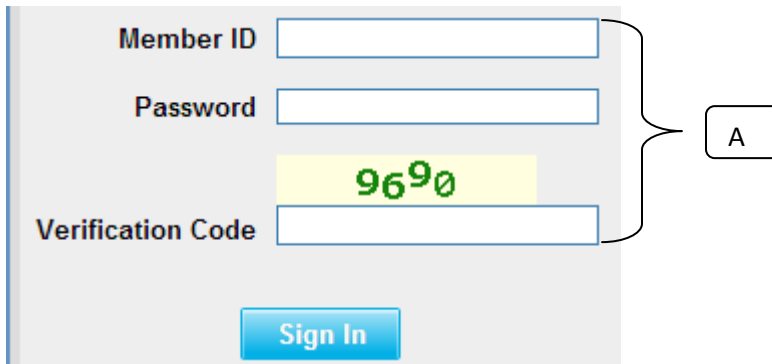


# 1) Bagaimana menambah "Remark Template" dalam bahagian Remark DMS

1. Log masuk www.gbs2u.com

A.) Taip "Member ID & Password & Verification Code", Klik "Sign In"

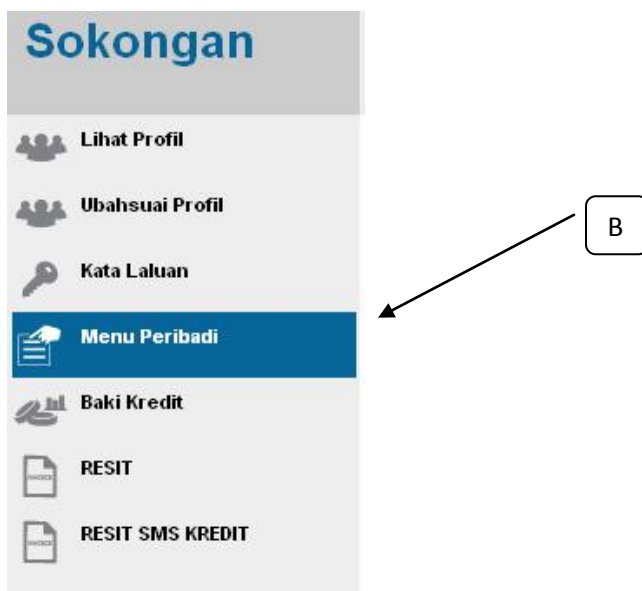


The image shows a login form with three input fields: "Member ID", "Password", and "Verification Code". The "Verification Code" field contains the number "9690" in green. Below the fields is a blue "Sign In" button. A bracket labeled "A" groups the three input fields.

2) Sila klik "Sokongan",



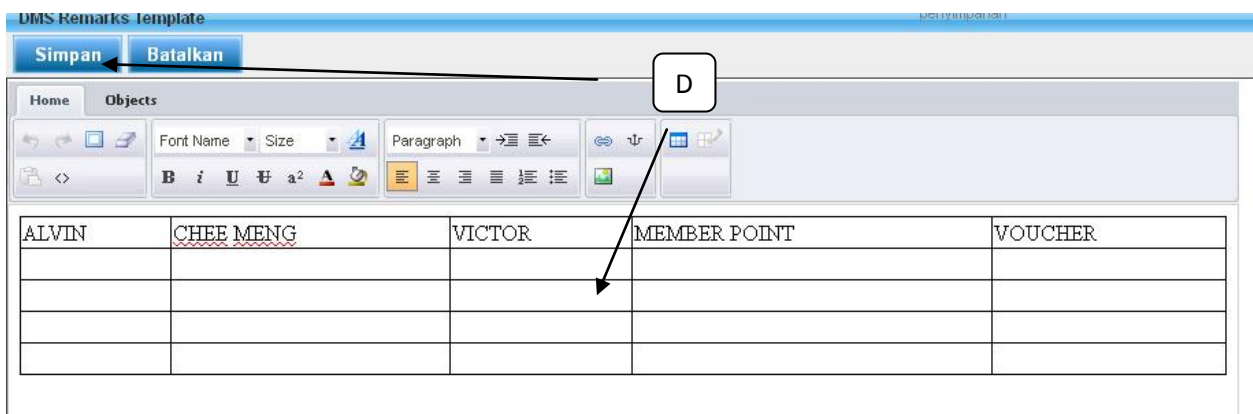
B) Di sebelah kiri sebelah kandungan bar alat, Klik "Menu Peribadi"



C) Klik "Remark Template"



D) Masukkan maklumat dalam ruangan dan kemudian klik "Simpan",



E) Templat akan menyimpan secara auto ke dalam ruangan Remark DMS